

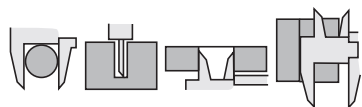


BLUE-LINE Dial Caliper • IP40
DIN 862

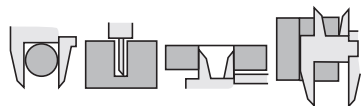
- economic model, shock proof mechanics
- for fast and accurate reading
- stainless steel, hardened
- measuring rail matt chrome finish, laser engraved scale
- jaws finely ground and lapped
- dust proof housing, flat depth gauge
- with thumb roll for fine adjustment
- with fixing screw



ART N°	mm	mm	mm					ART N° CC
201101	150	0.01	1	40	16.5	flat	0.160	2094001
201108	200	0.01	1	48	19.5	flat	0.240	2094001
201109	300	0.01	1	62	22.0	flat	0.320	2094001
201102	150	0.02	2	40	16.5	flat	0.160	2094001
201103	200	0.02	2	48	19.5	flat	0.240	2094001
201104	300	0.02	2	62	22.0	flat	0.320	2094001

SILVER-LINE Precision Dial Caliper • IP40
DIN 862

- top model, shock proof mechanics
- for fast and accurate reading
- stainless steel, hardened
- measuring rail matt chrome finish, laser engraved scale
- jaws finely ground and lapped
- dust proof housing, flat depth gauge
- with fixing screw
- with thumb roll for fine adjustment
- incl. calibration certificate



ART N°	mm	mm	mm					CC
200130	150	0.01	1	40	16	flat	0.215	inclusive
200131	200	0.01	1	50	19	flat	0.250	inclusive
200132	300	0.01	1	60	18	flat	0.330	inclusive
200140	150	0.02	2	40	16	flat	0.215	inclusive
200141	200	0.02	2	50	19	flat	0.250	inclusive
200142	300	0.02	2	60	18	flat	0.330	inclusive